

# Rodocodo Key(Ages 4-7)

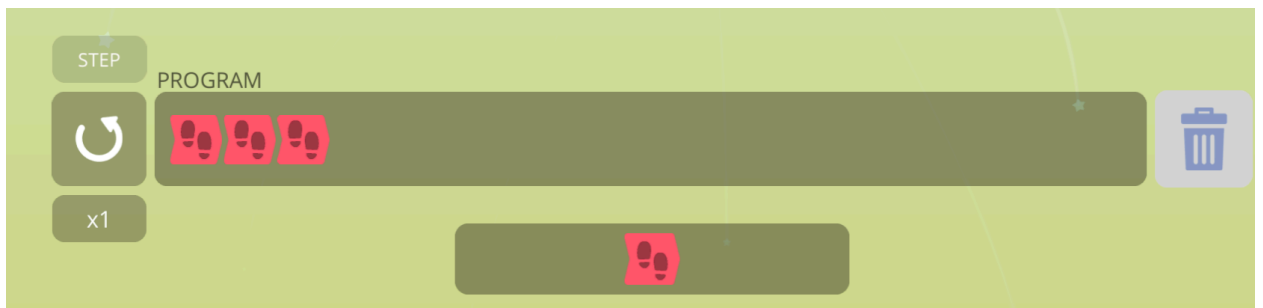
## Sequencing - Movement

Difficulty - Easy

### 1. Lesson 1



### 2. Lesson 2



### 3. Lesson 3



### 4. Lesson 4



# Sequencing - Rotation

Difficulty - Medium

## 1. Lesson 1



Lesson 1 programming interface. The 'PROGRAM' bar contains a blue left-turn arrow followed by three red robot head icons. A trash icon is on the right. Below the bar is a 'x1' multiplier and a palette containing a red robot head, a blue left-turn arrow, and a yellow right-turn arrow.

## 2. Lesson 2



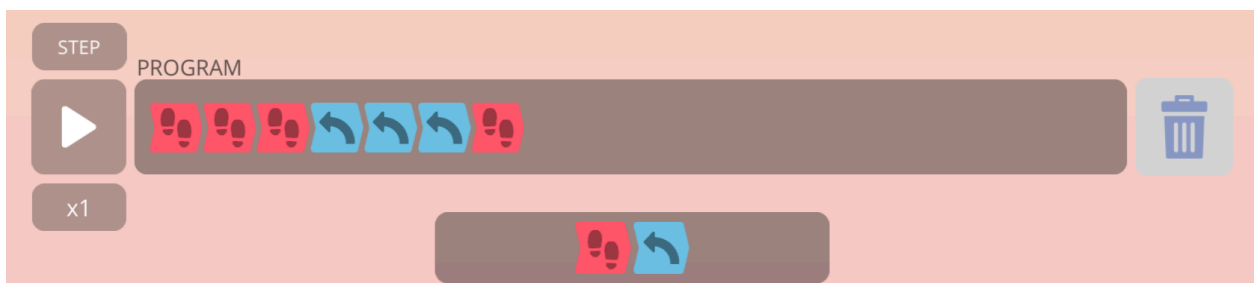
Lesson 2 programming interface. The 'PROGRAM' bar contains three red robot head icons, a yellow right-turn arrow, and three more red robot head icons. A trash icon is on the right. Below the bar is a 'x1' multiplier and a palette containing a red robot head and a yellow right-turn arrow.

## 3. Lesson 3



Lesson 3 programming interface. The 'PROGRAM' bar contains three red robot head icons, a blue left-turn arrow, two more red robot head icons, another blue left-turn arrow, and three final red robot head icons. A trash icon is on the right. Below the bar is a 'x1' multiplier and a palette containing a red robot head, a blue left-turn arrow, and a yellow right-turn arrow.

## 4. Lesson 4



Lesson 4 programming interface. The 'PROGRAM' bar contains three red robot head icons, three blue left-turn arrows, and one final red robot head icon. A trash icon is on the right. Below the bar is a 'x1' multiplier and a palette containing a red robot head and a blue left-turn arrow.

# Sequencing - Pick Up

Difficulty - Medium

## 1. Lesson 1

STEP PROGRAM

x1




This interface shows a programming step for Lesson 1. The main program bar contains four icons: two pink robot heads, a yellow hand holding a house, and another pink robot head. Below it, a smaller bar contains two icons: a pink robot head and a yellow hand holding a house. A trash icon is on the right.

## 2. Lesson 2

STEP PROGRAM

x1



This interface shows a programming step for Lesson 2. The main program bar contains five icons: pink robot head, yellow hand holding house, pink robot head, yellow hand holding house, and pink robot head. Below it, a smaller bar contains two icons: a pink robot head and a yellow hand holding a house. A trash icon is on the right.

## 3. Lesson 3

STEP PROGRAM

x1



This interface shows a programming step for Lesson 3. The main program bar contains nine icons: pink robot head, pink robot head, yellow hand holding house, pink robot head, yellow hand holding house, pink robot head, pink robot head, yellow hand holding house, and pink robot head. Below it, a smaller bar contains four icons: pink robot head, blue hand holding house, yellow hand holding house, and yellow hand holding house. A trash icon is on the right.

## 4. Lesson 4

STEP PROGRAM

x1



This interface shows a programming step for Lesson 4. The main program bar contains 15 icons: pink robot head, yellow hand holding house, yellow hand holding house, pink robot head, pink robot head, yellow hand holding house, blue hand holding house, blue hand holding house, pink robot head, pink robot head, pink robot head, pink robot head, yellow hand holding house, pink robot head, and pink robot head. Below it, a smaller bar contains four icons: pink robot head, blue hand holding house, yellow hand holding house, and yellow hand holding house. A trash icon is on the right.

# Debugging - Buggy code

Difficulty - Medium


## 1. Lesson 1

STEP PROGRAM

▶ [Red head icon] [Red head icon] [Yellow house icon] [Red head icon] [Red head icon]

x2

[Red head icon]



## 2. Lesson 2

STEP PROGRAM

▶ [Red head icon] [Yellow house icon] [Red head icon] [Red head icon]

x2

[Red head icon]




## 3. Lesson 3

STEP PROGRAM

▶ [Red head icon] [Red head icon] [Yellow house icon] [Red head icon] [Yellow house icon] [Red head icon]

x2

[Red head icon]



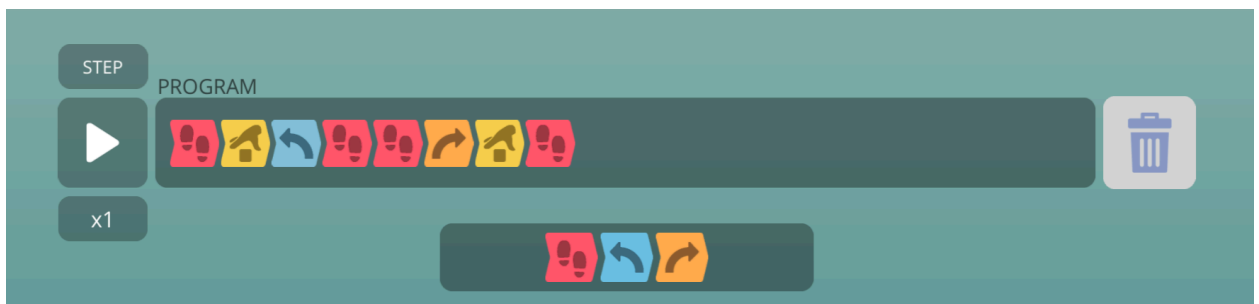
## 4. Lesson 4

STEP PROGRAM

▶ [Red head icon] [Yellow house icon] [Blue arrow icon] [Red head icon] [Red head icon] [Yellow house icon] [Red head icon]

x1

[Red head icon] [Blue arrow icon] [Yellow house icon]



# Loops - Patterns

Difficulty - Challenging

## 1. Lesson 1

STEP PROGRAM

x1

3

2

## 2. Lesson 2

STEP PROGRAM

x1

3

2

## 3. Lesson 3

STEP PROGRAM

x1

4

2

#### 4. Lesson 4

